

# My faith

## A lesson pack for students with SEND/ALN/ASN

We've created this lesson pack to accompany our [School & College Role Model videos](#). This pack could be used to accompany a number of our videos, and encourages students to reflect on LGBTQ+ people's experiences of faith and religion. We've planned an hour's worth of activities, but feel free to pick and mix to suit the amount of time you have available. You'll find the [PowerPoints](#) to accompany this lesson plan on our [website](#). Version 2 of the PowerPoint focusses on the simpler activities from this lesson pack and is Widget symbol supported.

This lesson pack is designed for secondary aged students working below age related expectations. You might also find our [mainstream secondary pack](#) useful, you'll find it on our [website](#) along with our [pack for mainstream post-16 learners](#).

## Who are Stonewall?

This resource is produced by Stonewall, a UK-based charity that stands for the freedom, equity and potential of all lesbian, gay, bi, trans, queer, questioning and ace (LGBTQ+) people. At Stonewall, we imagine a world where LGBTQ+ people everywhere can live our lives to the full. Founded in London in 1989, we now work in each nation of the UK and have established partnerships across the globe. Over the last three decades, we have created transformative change in the lives of LGBTQ+ people in the UK, helping win equal rights around marriage, having children and inclusive education.

Our campaigns drive positive change for our communities, and our sustained change and empowerment programmes ensure that LGBTQ+ people can thrive throughout our lives. We make sure that the world hears and learns from our communities, and our work is grounded in evidence and expertise.

Stonewall is proud to provide information, support and guidance on LGBTQ+ inclusion; working towards a world where we're all free to be. This does not constitute legal advice, and is not intended to be a substitute for legal counsel on any subject matter. To find out more about our work, visit us at [www.stonewall.org.uk](http://www.stonewall.org.uk).

## Join our Education & Youth programmes

Our experienced team are proud to have supported many primary and secondary schools, colleges, Local Authorities and Multi Academy Trusts to challenge bullying and celebrate diversity.

We offer:

- Online training for education staff
- An awards scheme
- Membership programmes
- Consultancy
- A wide range of resources

To find out how your school, college or setting can benefit from working with Stonewall, visit [www.stonewall.org.uk/schools-colleges](http://www.stonewall.org.uk/schools-colleges).

# Lesson plan

Learning objective:

To take part in activities relating to religions

OR To identify symbols for different religions

OR To name some religions

OR To understand the role religion might play in a person's life

Activity	Details	Resources
Introduction (5 min)	<p>Explain to students that you're going to be discussing religion during the session.</p> <p>As a class, agree some ground rules for the session. For example, being kind to others (including the person on the video), recognising that not everyone has the same opinions and that's ok.</p>	<ul style="list-style-type: none"><li>• Stonewall School &amp; College Role Model videos</li><li>• Faith PowerPoint</li><li>• Stonewall School &amp; College Role Model communication mats</li></ul>
Their faith (15-30 minutes)	<p>Watch one or more of Stonewall's School &amp; College Role Model videos. Miki, Khakan and Philip are all people of faith, so you might wish to choose them.</p> <p>Simpler activity: After watching the video once, you could watch it again, pausing when the person talks about an important part of their life or identity. Encourage students to match or find the symbols on their communication mat or to sign key words.</p> <p>Harder activity: After watching the video, ask students to identify some of the things the person said about their life and about their religion. What was their religion? Were there parts of their life where religion was</p>	<ul style="list-style-type: none"><li>• Stonewall School &amp; College Role Model prompt sheets</li><li>• Religious symbol bingo set</li><li>• Profile writing frame</li></ul>

	particularly important? (for example, weddings, social events)	<ul style="list-style-type: none"> <li>Sensory props associated with different religions</li> </ul>
<p>Simpler activity: What religion is it? (20 min)</p> <p>Harder activity: Who are they? (20 min)</p>	<p>Simpler activity: Play 'Religious Symbol Bingo'. Start the session by encouraging the students to look at the symbols for each of the religions included in the set - if they are religious or are from a religious background, encourage them to identify the symbol associated with their faith or their family's faith. Use sensory props (for example, a puja set, a prayer mat, a kippah, a crucifix) to reinforce their association between the symbol and the religion.</p> <p>Place either the props or the symbols into a bag. A member of the class should pull the first prop or symbol from the bag and students should see if that religion is shown on their bingo board. Keep going until you've pulled all of the props or symbols from the bag.</p> <p>Harder activity: Students create a profile for the person from the video, using the profile worksheet. They should: draw or stick on a picture of the person, write their name, their religion, their interests etc. They might find it useful to use the prompt sheet provided in the communication mat pack for each role model.</p>	
<p>How did you do? (5min)</p>	<p>Revisit the learning objective(s) for the lesson and encourage students to reflect on their learning in the lesson. Use your usual self-assessment tools or techniques to facilitate this.</p>	

Name \_\_\_\_\_

Date \_\_\_\_\_

## A profile of \_\_\_\_\_



A picture of \_\_\_\_\_

Important people in their life:

---

---

Important things in their life:

---







---

Religion: \_\_\_\_\_







Other information: \_\_\_\_\_

---

## My Faith: Bingo

 Buddhism	 Islam	 Hinduism
 Judaism	 Islam	 Sikhism

 Islam	 Judaism	 Christianity
 Sikhism	 Humanism	 Hinduism



Sikhism



Humanism



Buddhism



Islam



Christianity



Hinduism



Judaism



Humanism



Hinduism



Sikhism



Christianity



Islam



Buddhism



Christianity



Hinduism



Humanism



Islam



Judaism



Sikhism