



LGBT History - SEND

Stonewall's home learning packs can be used by parents or carers looking to support their child's learning or by education staff looking to send work home for their pupils. There is a primary, secondary and SEND version of each pack, with a list of suggested activities and supporting materials for you to pick and choose from.

A word on online safety: please make sure you supervise your child when they use YouTube or are using the internet for research. Talk to them about what they should do if they see something that makes them feel uncomfortable or that they think they shouldn't be seeing. Use our [Staying Safe Online](#) resource or the [Childnet](#) website to help you.

Who are Stonewall?

This resource is produced by Stonewall, a UK-based charity that stands for the freedom, equity and potential of all lesbian, gay, bi, trans, queer, questioning and ace (LGBTQ+) people. At Stonewall, we imagine a world where LGBTQ+ people everywhere can live our lives to the full. Founded in London in 1989, we now work in each nation of the UK and have established partnerships across the globe. Over the last three decades, we have created transformative change in the lives of LGBTQ+ people in the UK, helping win equal rights around marriage, having children and inclusive education.

Our campaigns drive positive change for our communities, and our sustained change and empowerment programmes ensure that LGBTQ+ people can thrive throughout our lives. We make sure that the world hears and learns from our communities, and our work is grounded in evidence and expertise.

Stonewall is proud to provide information, support and guidance on LGBTQ+ inclusion; working towards a world where we're all free to be. This does not constitute legal

Home Learning Pack: LGBT History



advice, and is not intended to be a substitute for legal counsel on any subject matter. To find out more about our work, visit us at www.stonewall.org.uk.

Join our Education & Youth programmes

Our experienced team are proud to have supported many primary and secondary schools, colleges, Local Authorities and Multi Academy Trusts to challenge bullying and celebrate diversity.

We offer:

- Online training for education staff
- An awards scheme
- Membership programmes
- Consultancy
- A wide range of resources

To find out how your school, college or setting can benefit from working with Stonewall, visit www.stonewall.org.uk/schools-colleges.

Home Learning Pack: LGBT History



Choose the right activity for your child:



a simpler version of the activity



the version of the activity that most learners will use



a trickier version of the activity

Suggested activities

- Watch the video about Martin Luther King and Bayard Rustin:
<https://www.youtube.com/watch?v=5OYY-hyYjw>
- Look at the photos of the different situations. Identify which are fair and which are unfair.
- Stick the big Bayard Rustin picture onto a piece of card and cut it up to make a jigsaw.
- Watch the video about Roberta Cowell:
<https://www.youtube.com/watch?v=CQ0MENnadk0>. This is a very old video and some of the language used is quite old fashioned. Today we would say that Roberta was a successful racing driver before her transition and after her transition. Roberta was trans, this means that when she was born people thought she was a boy, but when she got older she told them "I'm a woman, please call me Roberta."
- Design a racing car for Roberta Cowell.
- Make a racing car for Roberta out of things you find in your recycling.
- Draw a picture or stick on a photo of Roberta Cowell winning a race in her car. Write her name underneath.
- Watch the video about Alan Turing:
https://www.youtube.com/watch?v=_LJwNoxwqGM
- Alan Turing made one of the first computers. Lots of things around the house have computer technology in them – from your tablet to your microwave. How many electronic devices can you find?


Home Learning Pack: LGBT History



- Can you identify the electronic devices on the sheet? Match, sort or list the electronic devices.
- Listen to some music by Josephine Baker. You'll find a great album here: <https://open.spotify.com/album/3C1T2HZuugWX4pOdmdcRjL?nd=1>. Do you like the music?
- Watch the video of Josephine Baker dancing: <https://www.youtube.com/watch?v=H46uf5-Way0>. Can you dance like her?
- Design an album cover for Josephine Baker.
- Match the photos to the names of the LGBT role models from history
- Use the photos to make a poster showing the LGBT role models from history.



Resources



Fair or unfair?




Look at the fair and unfair pictures. Match them to the pictures on the worksheet.




Fair



Unfair





Fair or unfair?



Look at the fair and unfair pictures. Match them to the pictures on the worksheet.




Fair



Unfair



Home Learning Pack: LGBT History



Cut out the photos and sort them into fair and unfair.



Fair or unfair?



Sort the pictures into fair or unfair.




Fair



Unfair

Home Learning Pack: LGBT History



Cut out the photos and sort them into fair and unfair.

Home Learning Pack: LGBT History



Fair or unfair?



Draw pictures to show things that are fair.



Draw pictures to show things that are unfair.




Fair



Unfair




Bayard Rustin






Bayard Rustin





Bayard Rustin

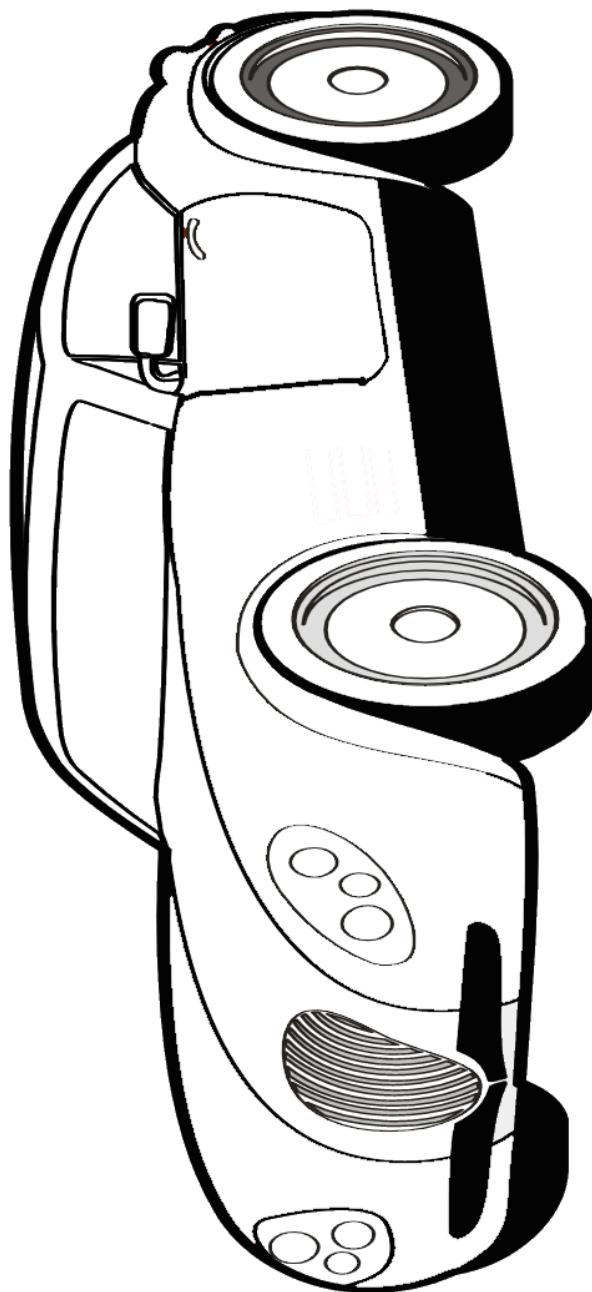




Roberta's car



Design a racing car for Roberta Cowell.

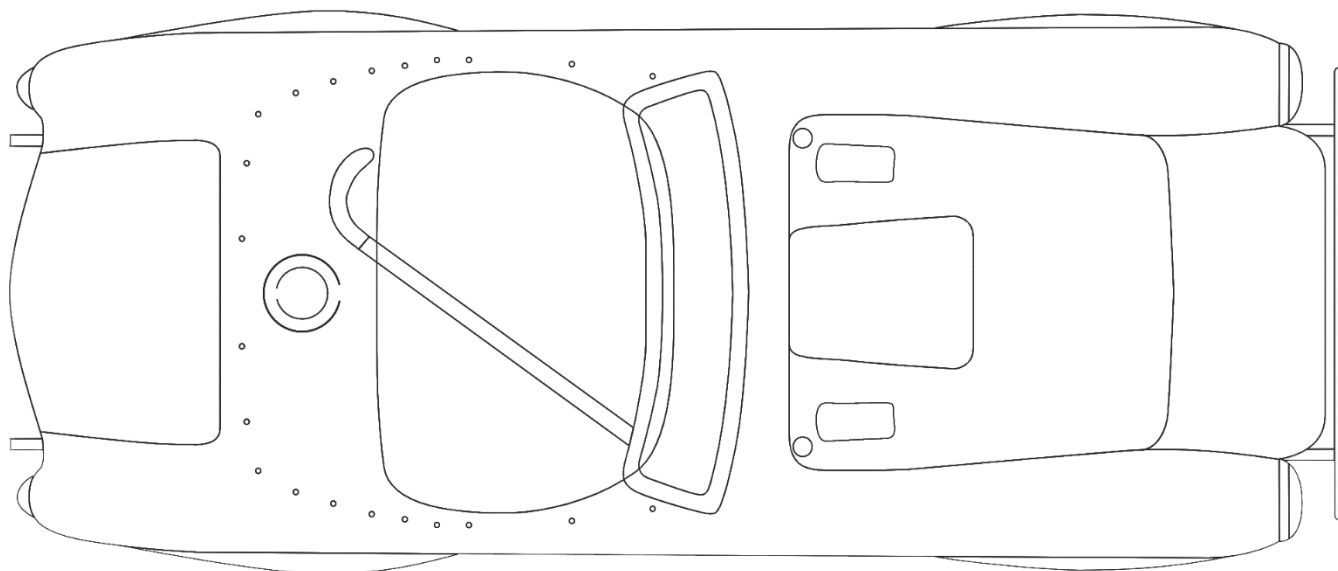
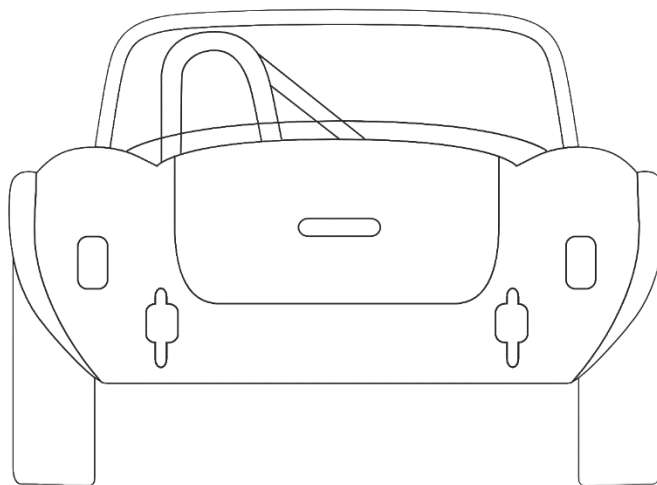





Roberta's Car



Design a racing car for Roberta Cowell.





Roberta's car



Singing



Happy



Sad



Loud



Quiet



Fast



Slow



Saxophone



Trumpet



piano



double bass



drums



guitar



French



English




Like



Don't like



music



A person from history



Stick a picture of Roberta Cowell in the red box. Trace her name.



Roberta Cowell



A person from history



Abcd
Abcd



Stick a picture of Roberta Cowell in the red box. Copy her name.

R	o	b	e	r	t	a



A person from history



Stick a picture of Roberta Cowell in the red box. Write her name on the black line.



Electronic or not electronic?



Look at the pictures. Match them to the pictures on the worksheet.



Electronic



Not electronic





Electronic or not electronic?




Look at the pictures. Match them to the pictures on the worksheet.




Electronic



Not electronic



Home Learning Pack: LGBT History





Electronic or not electronic?



Look at the pictures. Sort them into electronic and not electronic.




Electronic



Not electronic

Home Learning Pack: LGBT History








Electronic or not electronic?



Draw pictures to show things that are electronic.



Draw pictures to show things that are not electronic.

 Electronic	  Not electronic



Electronic devices



electronic



not electronic



computer



phone



mobile phone



laptop



TV



iPad



Kindle



tablet



Washing
machine



Digital clock



Microwave



Watch



Xbox



Playstation



Gameboy



Games console



Josephine's album cover



Design an album cover for Josephine Baker's *Greatest Hits* album.

A large, empty rectangular box with a thick red border, intended for the student to design the album cover.



Josephine's music



Singing



Happy



Sad



Loud



Quiet



Fast



Slow



Saxophone



Trumpet



piano



double bass



drums



guitar



French



English



Like



Don't like




music



Name the person



Match the names of the people to their photos.



Bayard
Rustin



Alan
Turing



Roberta
Cowell



Josephine
Baker



Bayard
Rustin

Alan
Turing

Roberta
Cowell

Josephine
Baker


Home Learning Pack: LGBT History



Name the person



Match the names of the people to their photos.





Bayard
Rustin

Alan
Turing

Roberta
Cowell

Josephine
Baker



Home Learning Pack: LGBT History



Name the person



Write the names of the people under their photos.



Home Learning Pack: LGBT History

