

English - SEND

Stonewall's home learning packs can be used by parents or carers looking to support their child's learning or by education staff looking to send work home for their students. There is a primary, secondary and SEND version of each pack, with a list of suggested activities and supporting materials for you to pick and choose from.

A word on online safety: please make sure you supervise your child when they use YouTube or are using the internet for research. Talk to them about what they should do if they see something that makes them feel uncomfortable or that they think they shouldn't be seeing. Use our [Staying Safe Online](#) resource or the [Childnet](#) website to help you.

Who are Stonewall?

This resource is produced by Stonewall, a UK-based charity that stands for the freedom, equity and potential of all lesbian, gay, bi, trans, queer, questioning and ace (LGBTQ+) people. At Stonewall, we imagine a world where LGBTQ+ people everywhere can live our lives to the full. Founded in London in 1989, we now work in each nation of the UK and have established partnerships across the globe. Over the last three decades, we have created transformative change in the lives of LGBTQ+ people in the UK, helping win equal rights around marriage, having children and inclusive education.

Our campaigns drive positive change for our communities, and our sustained change and empowerment programmes ensure that LGBTQ+ people can thrive throughout our lives. We make sure that the world hears and learns from our communities, and our work is grounded in evidence and expertise.

Stonewall is proud to provide information, support and guidance on LGBTQ+ inclusion; working towards a world where we're all free to be. This does not constitute legal



advice, and is not intended to be a substitute for legal counsel on any subject matter. To find out more about our work, visit us at www.stonewall.org.uk.

Join our Education & Youth programmes

Our experienced team are proud to have supported many primary and secondary schools, colleges, Local Authorities and Multi Academy Trusts to challenge bullying and celebrate diversity.

We offer:

- Online training for education staff
- An awards scheme
- Membership programmes
- Consultancy
- A wide range of resources

To find out how your school, college or setting can benefit from working with Stonewall, visit www.stonewall.org.uk/schools-colleges.

Choose the right activity for your child:



a simpler version of the activity



the version of the activity that most learners will use



a trickier version of the activity


Suggested activities:

- Choose one of the pictures from the resource section. Label the picture by matching the symbols, choosing the correct symbol or tracing or writing the correct word. Communicate about the picture with an adult, friend or sibling. Use the communication mat to help you.
- Label the rainbow with the names of each colour. Choose the correct symbol, trace the word or write the word.
- Use the colouring in sheet to make a rainbow collage. Label the different colours of the rainbow or communicate about your collage with an adult, friend or sibling. Use the communication mat to help you.
- Watch Pop'n'Olly's story about *Goldilocks and the Bear Families* <https://www.youtube.com/watch?v=3zoLN1V3EiU>. Sequence the events from the story or draw a comic strip about it.
- Listen to the soundtrack to the original version of *Watership Down*, which was composed by Angela Morley. <https://open.spotify.com/album/6PgZS921LopjDSjLeVA1cT>. What instruments can you hear? Do you like the music? Tell an adult, friend or sibling. Use the communication mat to help you.
- Watch *Brave*. Practice spelling or writing the names of the characters from the film.

Resources



Rainbow





red



orange



yellow



green



blue



indigo



violet



rainbow



Rainbow



Match the symbols to label the rainbow.



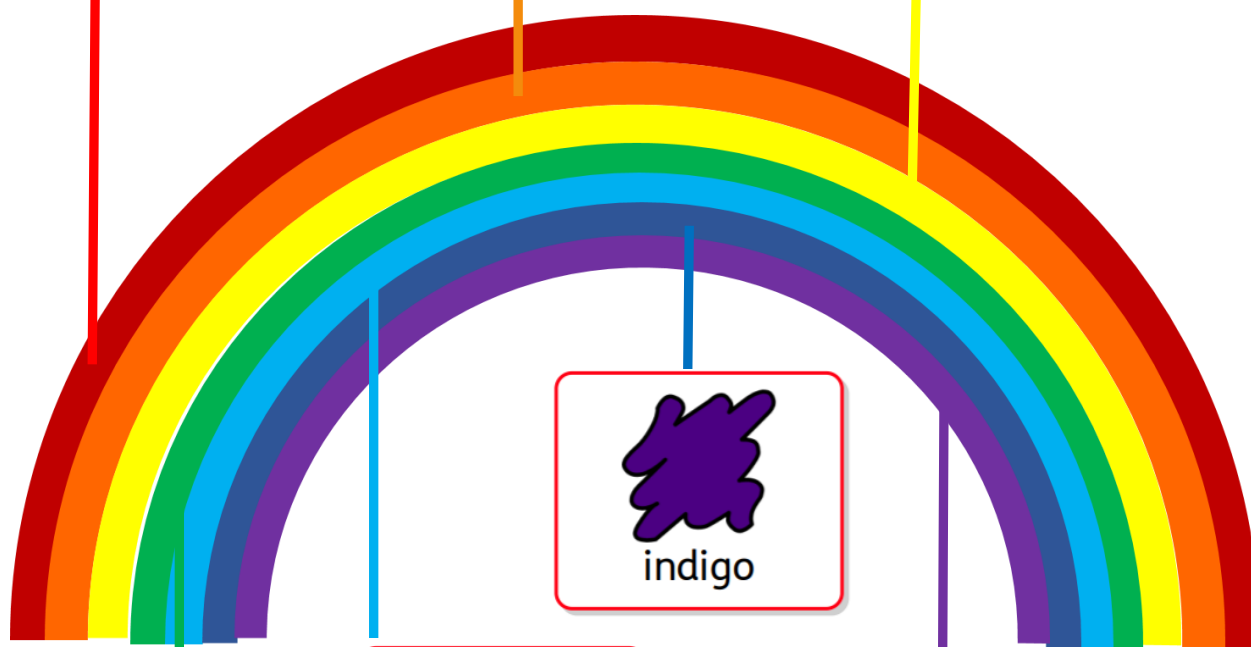
red



orange



yellow



indigo



green



blue



violet



red



orange



yellow



green



blue



indigo



violet



rainbow



Rainbow



Label



the

rainbow

with the

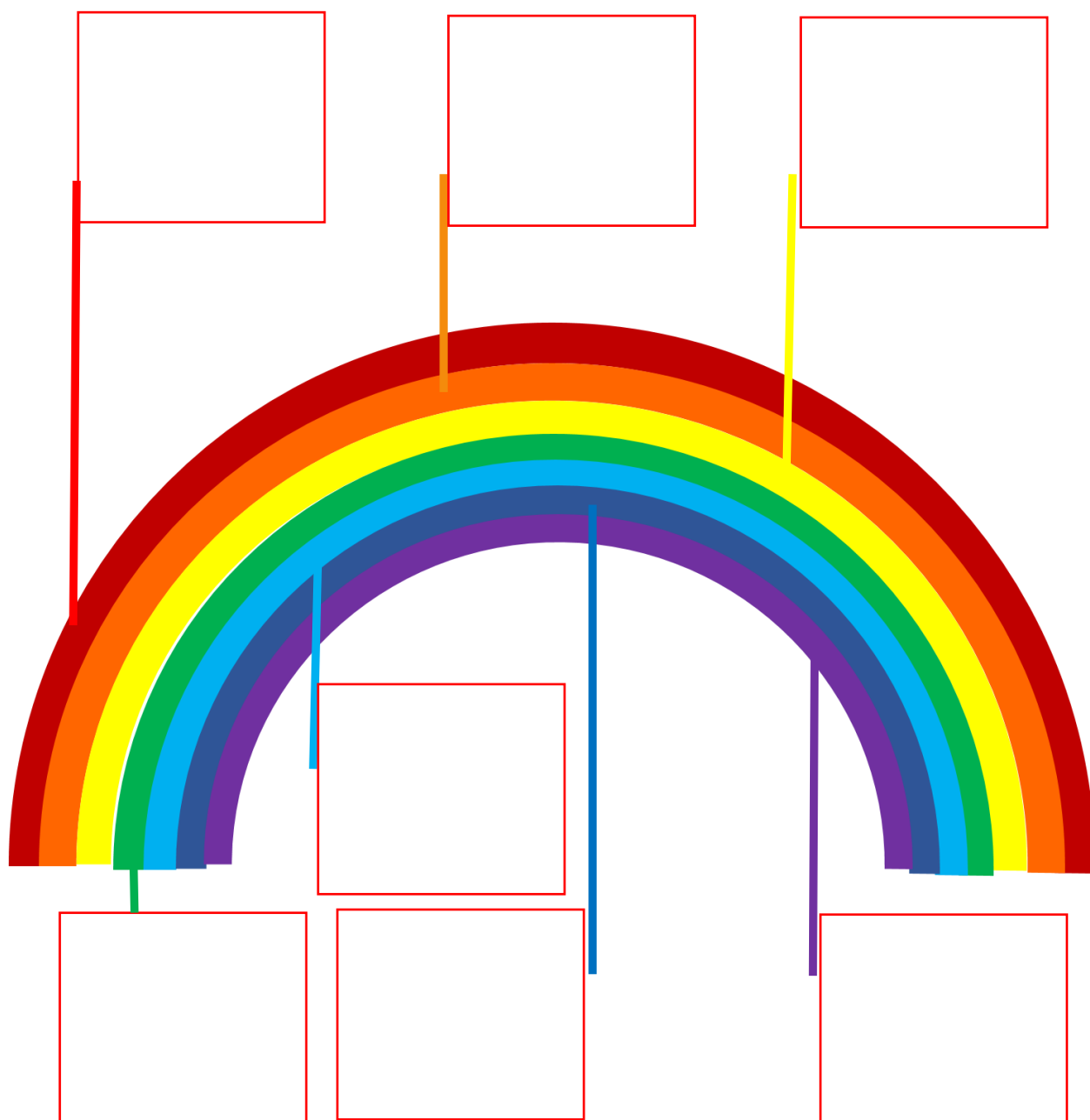


words

for each



colour.





red



orange



yellow



green



blue



indigo



violet



rainbow



Rainbow



Label the rainbow with the words for each colour.

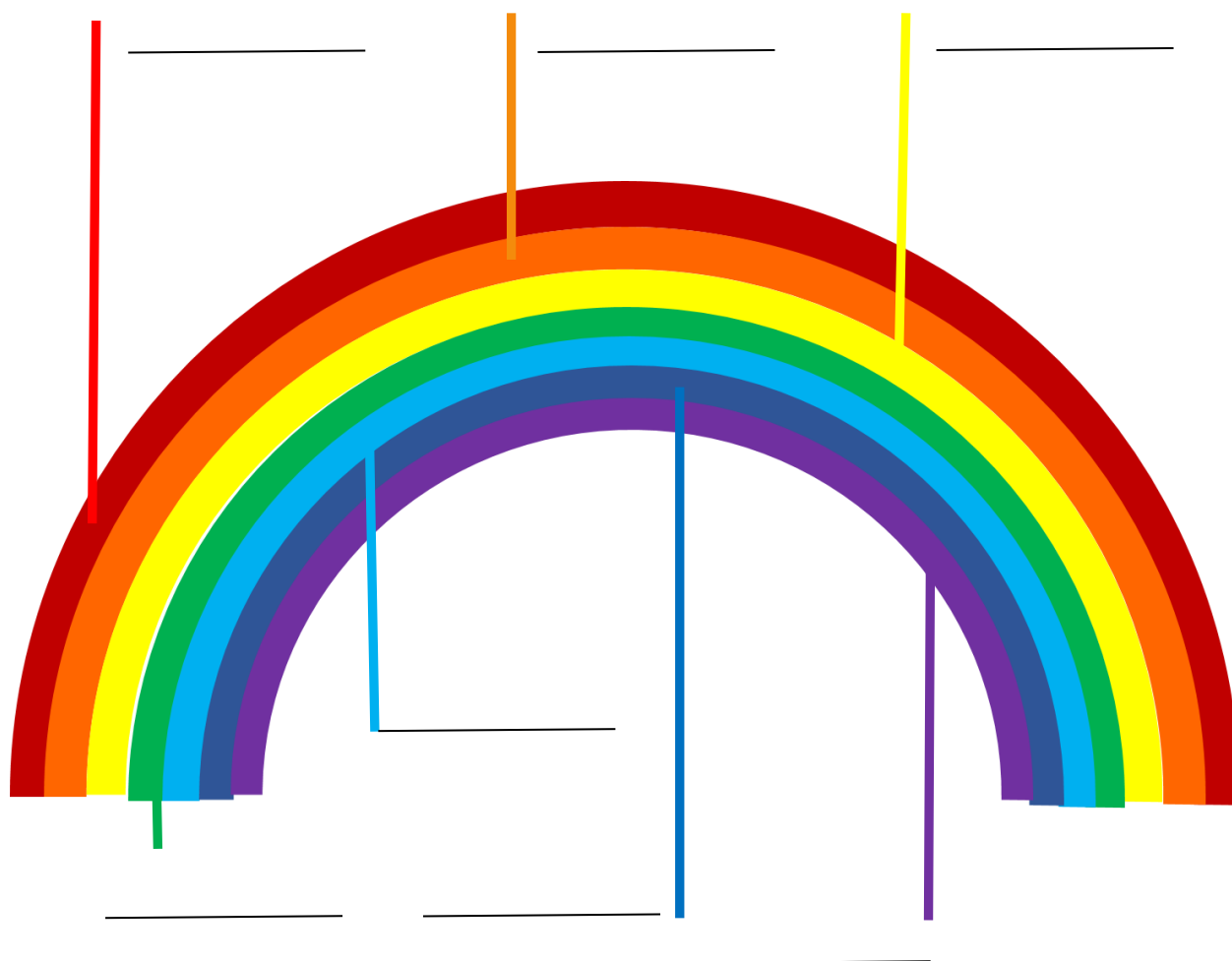




Photo album





Label the picture



Match the symbols to label the picture.



rainbow flag



crowd



woman



street



girl

Home Learning Pack: English



rainbow flag



crowd



woman



street



girl



Label the picture



Use the symbols to label the picture.





rainbow flag



crowd



woman




street



girl



Label the picture



Label


4



things



you can



see

in the



picture.






Label the picture



Match the symbols to label the picture.



rainbow flag



street



child

Home Learning Pack: English



child



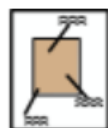
rainbow flag




street



Label the picture



Use the symbols to label the picture.



Home Learning Pack: English



child




rainbow flag



street



Label the picture



Label


3



things



you can



see

in the



picture.





Label the picture



Match the symbols to label the picture.

arm

head

hand

leg

foot

Home Learning Pack: English



arm



head



hand



leg



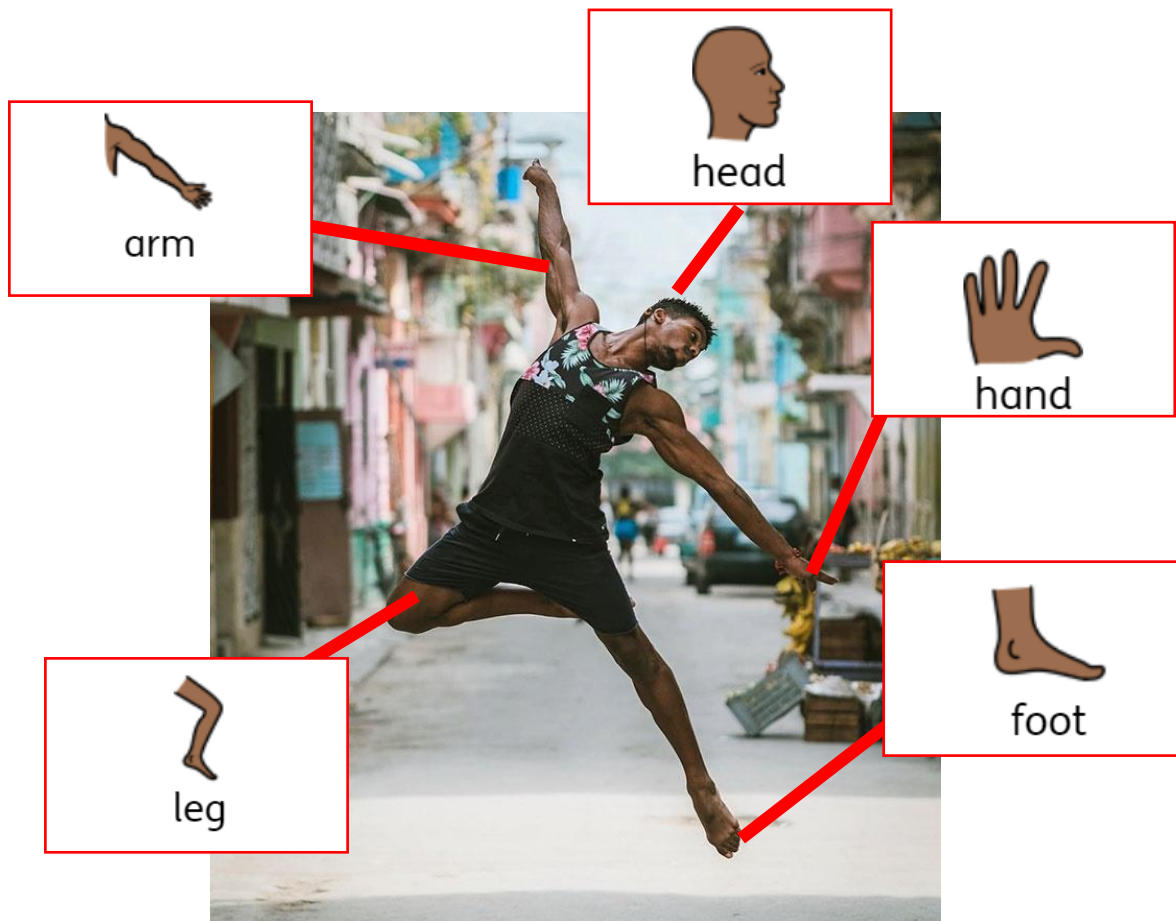
foot



Label the picture



Use the symbols to label the picture.



Home Learning Pack: English



arm



head



hand



leg



foot

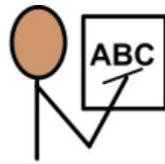



Label the picture



Label the dancer's body parts.





Brave spelling



ABC

Match the letters

B	r	a	v	e
---	---	---	---	---

M	e	r	i	d	a
---	---	---	---	---	---

E	l	i	n	o	r
---	---	---	---	---	---

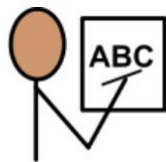

F	e	r	g	u	s
---	---	---	---	---	---

B	r	a	v	e
---	---	---	---	---

M	e	r	i	d	a
---	---	---	---	---	---

E	l	i	n	o	r
---	---	---	---	---	---

F	e	r	g	u	s
---	---	---	---	---	---



Brave spelling



Trace

the



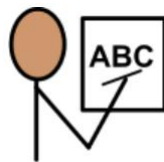

names

B	r	a	v	e
---	---	---	---	---

M	e	r	i	d	a
---	---	---	---	---	---

E	l	i	n	o	r
---	---	---	---	---	---

F	e	r	g	u	s
---	---	---	---	---	---



Brave spelling



Copy



the names

B	r	a	v	e

M	e	r	i	d	a

E	l	i	n	o	r





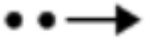


F	e	r	g	u	s



Goldilocks



Match the events from Goldilocks.

 First	 Goes to the village. 
 Next	 Delivers letters to the bears.  
 Then	 Goes home. 
 Last	 Has a party. 



Goes to the village.



Delivers letters to the bears.



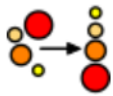
Goes home.



Has a party.



Goldilocks



Sequence the events from Goldilocks.



First




Next



Delivers letters to the bears.



Then



Last



Has a party.



Goes to the village.



Delivers letters to the bears.



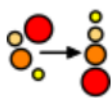
Goes home.



Has a party.



Goldilocks



Sequence



the

events

from



Goldilocks.



First



Next



Delivers



letters

to the



bears.



Then



Last



Has

a



party.



Goes to the village.



Delivers letters to the bears.



Goes home.



Has a party.

Communication mat – photos



Communication mat – collage



Communication mat – Watership Down



like



don't like



loud



quiet



scared



angry



happy



sad



fast



slow



piano



violin



clarinet



cello



trumpet



drums